

Discover the Difference

THE CAMPAIGN FOR UNIVERSITY HOSPITALS

Transforming Lives Forever

CAMPAIGN IMPACT REPORT – JUNE 2017



Discover the Difference

THE CAMPAIGN FOR UNIVERSITY HOSPITALS



DEAR FRIENDS AND SUPPORTERS,

A \$1.5 billion pursuit, **Discover the Difference: The Campaign for University Hospitals** was realized through the collective and unwavering support of our community and will forever be a momentous example of teamwork in UH history. A time when people throughout the region, of all backgrounds and beliefs, of all means and perspectives, rallied around a common goal. We set out to raise \$1 billion to advance the UH mission; surpassing that target in 2012, we elevated our aim to \$1.5 billion.

Together, we rose to the challenge. With one voice, we reaffirmed our commitment to heal the sick, to teach the next generation and to discover the future. And we realized that we achieve much more together than any one of us can alone.

The number of lives impacted during the campaign, as well as the countless patients, families and neighbors that stand to benefit in the years to come, is awe-inspiring. We truly made a difference and, in this report, you will learn the stories of just a few such lives, each forever transformed.

For giving, for caring, for believing – thank you. **YOU were the difference.**

A handwritten signature in black ink, appearing to read "Sheldon Adelman".


SHELDON G. ADELMAN
Chairman, University Hospitals
Board Development Committee

A handwritten signature in black ink, appearing to read "Monte Ahuja".

MONTE AHUJA
Co-Chair, Discover the
Difference Campaign Cabinet

A handwritten signature in black ink, appearing to read "John G. Breen".

JOHN G. BREEN
Co-Chair, Discover the
Difference Campaign Cabinet



“

The HARRINGTON DISCOVERY INSTITUTE is going to ignite the next BIOMEDICAL REVOLUTION.”

JEAN TANG, MD, PHD
Harrington Scholar (2014-2016)
Stanford University

“

WE ARE VERY EXCITED to support University Hospitals in what we see as a NATIONAL MODEL that will bring new drugs to the market to help patients with heart disease, cancer and other health conditions.”

RONALD G. HARRINGTON

Harrington Discovery Institute at University Hospitals



ESTABLISHED

2012

75

HARRINGTON SCHOLARS

10

NEW COMPANIES

4

DISCOVERIES LICENSED TO PHARMACEUTICAL COMPANIES

A pathway for new breakthroughs

Physician-scientists face some of the most unique barriers in the medical field. Their unwavering passion to heal patients is surpassed only by their drive to figure out how best to heal them. Converting their scientific work from the lab into tangible treatments for patients, however, has long been their biggest hurdle.

In 2012, University Hospitals teamed with the Harrington family to address this very challenge. Endeavoring to assist physician-scientists from around the globe in their quest to accelerate the translation of new therapies from the laboratory bench to patients' bedsides, the innovative **Harrington Discovery Institute at University Hospitals** was born.

“Physician-scientists play a pivotal role in advancing discovery, yet they face many obstacles throughout the process,” explained Ronald G. Harrington. “Our goal is to provide a powerful new vehicle to carry exciting, high-potential ideas for breakthrough drugs over the ‘Valley of Death’ that lies between concept and clinical trial. It’s really an investment into humankind.”

A key part of a pioneering, Cleveland-based, international initiative, Harrington Discovery Institute offers a unique pathway to commercial drug development. Through financial

and advisory resources, the institute helps physician-scientists navigate the complex and daunting processes associated with regulation, licensing and business development, freeing them to focus on what matters most – the science.

“The idea is to tap into the brightest minds in medicine, then provide support and management expertise with the hope of making a contribution that will treat and cure patients,” said **Jonathan Stamler, MD**, President, Harrington Discovery Institute and Robert S. & Sylvia K. Reitman Family Foundation Distinguished Chair in Cardiovascular Innovation.

“The Harringtons were a family looking to make a difference,” added Dr. Stamler, who has watched Cleveland rise in the last several years as a global center for drug innovation – with patients as the biggest potential beneficiaries. “Their hope was that they could advance standard of care and have broad societal benefit. And that’s what they are doing.”



The Harrington Project for Discovery & Development includes the Harrington Discovery Institute and BioMotiv, a for-profit, mission-aligned drug development company that accelerates early discovery into pharma pipelines.

UH Harrington Heart & Vascular Institute



11

CENTERS OF EXCELLENCE

165+

PHYSICIANS & SURGEONS

24

LOCATIONS

1,400+

CARDIAC SURGERIES ANNUALLY

“

It's the PHYSICIANS, SURGEONS, NURSES and TECHNICIANS across the health system that have made UH Harrington Heart & Vascular Institute excel.”

DANIEL I. SIMON, MD
President, UH Cleveland Medical Center



“

THE TEAM AT UH is endless. From the valet to the doctor in charge. THE ATTENTION TO DETAIL, THE CARE – it's amazing.”

BILL AMATO



Innovating miracles

Suffering end stage liver disease, Bill Amato was awaiting an organ transplant at UH Cleveland Medical Center in April 2011. He was dying, but he knew the procedure and subsequent recovery would cause him to miss a major life event – his daughter's wedding – and he was devastated.

“I was adamant about walking her down the aisle,” Bill explained. “But they gave me a choice – go to the wedding or live to meet my future grandchildren.”

On Easter Sunday, he underwent a successful transplant surgery. A week later, his daughter got married. “He wasn't able to be there at the wedding,” said Natalie, who brought her wedding party to UH for photos with her dad, “but I was grateful he was able to live.”

Due to his condition at the time of surgery, Bill had a lengthy recovery. Weeks after transplant, still in inpatient rehabilitation at **Hanna House**, he started gasping for breath and was rushed to intensive care. Echocardiogram results quickly revealed a life-threatening pulmonary embolism. “I had doctors coming from everywhere. And then, all of my family was there,” he recalled. “They were there to say goodbye.”

“Bill had a super-sized clot,” said **Marco Costa, MD**, Angela and James Hambrick Master Clinician in Innovation;

President, UH Harrington Heart & Vascular Institute; and Chief Innovation Officer, University Hospitals. “I remember this case vividly because it was a situation where there are no best practices to guide decision-making.”

Using a unique and innovative procedure, Dr. Costa removed a 12-inch blood clot from Bill's lung via catheter. “He performed a miracle,” exclaimed Bill. “This procedure had been done less than 10 times, but I had every confidence that he was giving me the best chance to live.”

“Bill's case is a great example of how coordination among different disciplines, each delivering cutting-edge care, is a recipe for excellence,” said Dr. Costa.

Five years later, Bill returned to UH to thank the physicians and staff that stuck with him, and to introduce them to a very special person – his granddaughter, Maria. “They are responsible for me being here today,” he said. “I'm a living example of why UH physicians, nurses and employees should be proud of what they do and where they work.”



“ I HAD NO IDEA that I had a heart issue. I’m so grateful for UH’s advanced care – they helped me FIGHT A BATTLE on both fronts and win.”

KIMBERLEY JOHNSON

A multi-front battle

In June 2016, persistent stomach pains sent Kimberley Johnson to the emergency room at UH Parma Medical Center. Realizing that something was very wrong, physicians there quickly referred her to UH Cleveland Medical Center where she and her husband, Micah, received dreaded news – Kimberley’s stomach was ravaged with non-Hodgkin’s lymphoma, a type of cancer affecting the lymphatic system.

Though unwelcome, the news was not unfamiliar to Kimberley who had already beaten cancer twice. Initially diagnosed and treated for non-Hodgkin’s lymphoma in 1995, she successfully fought back with chemotherapy and radiation. Just a few years later, she suffered a recurrence and using her own stem cells, employed her first stem cell transplant in the fight. For almost two decades, Kimberley was cancer free but, at 35, found herself once again fighting for her life.

“I was shocked,” exclaimed Kimberley. “I thought this chapter in my life was behind me.” At UH Seidman Cancer Center, she underwent surgery, intense chemotherapy and a second stem cell transplant – this time with her sister as the donor. During this time, however, her physicians discovered an abnormality in her heart.

“The treatment needed to fight Kimberley’s cancer, unfortunately, was impairing her heart function,” said **Guilherme Oliveira, MD**, Lorraine and Bill Doderer Master Clinician in Heart Failure and Transplantation at UH Harrington Heart & Vascular Institute and Director, Cardio-Oncology Program at UH Cleveland Medical Center. “The long-term effects of cardiotoxic drugs and radiation from her previous cancer battles were sending her into heart failure.”

While Kimberley waged her third battle with cancer, she began treatment for her heart as well. Within months, Kimberley’s heart issues resided – she was also declared cancer free.



Since founded in 2008, the **National Art Leadership Council** at UH has facilitated the acquisition of 800+ unique pieces of art for the UH Fine Art Collection. As a result, the collection now consists of approximately 2,500 pieces, including *Melon Dam* by Peter Kitchell (pictured above), donated by Ronna and Benet Rosenthal and displayed at UH Seidman Cancer Center.

The face of survival

For most people, your twenties are a hopeful time, filled with big dreams and planning for the future. But for Symone Fields, that excitement came to a screeching halt when she found a lump in her left breast at just 26 years old.

Symone’s nightmare scenario quickly came true. Just a few days after undergoing testing at UH University Suburban Health Center, she was diagnosed with Stage III breast cancer. “I don’t think anyone is ever prepared to get that kind of phone call,” she said. “But in that moment, my entire world froze.” Faced with fear and uncertainty, she gathered her strength and began the biggest battle of her life.

With her mother by her side, Symone met with her medical team at UH Seidman Cancer Center, led by **Robert Shenk, MD**, Maryann Z. and Larry Kennedy Master Clinician in Breast Cancer Prevention and Early Intervention and Director, UH Breast Center. “Breast cancer is quite uncommon in women Symone’s age,” explained Dr. Shenk. “But we took a team approach to truly individualize her care and get her through this. Our goal, for all patients, is to get them to survivorship and ensure they feel supported from day one.”


In the weeks and months that followed, Symone’s treatment plan was swiftly enacted by her care team. With **Paula Silverman, MD**, Medical Director, Infusion Services and

Director, Breast Cancer Program, UH Seidman Cancer Center, she began aggressive chemotherapy to shrink the mass and was placed on ongoing antibody treatments. In February 2017, she underwent surgery at UH Ahuja Medical Center to excise the remaining tumor and subsequently received radiation.

Throughout the process, Symone and her doctors did not lose sight of the dreams she had for her future. “I knew that the drugs needed to save my life could jeopardize my fertility,” said Symone, who had her eggs harvested and preserved by **James Liu, MD**, Chairman, Department of Obstetrics and Gynecology, UH Cleveland Medical Center. “Thanks to UH, I don’t have to rule out being a mom. I still have that option down the road.”

Symone, who is now cancer free, credits her family and friends as well as the staff at UH for seeing her through this journey. “My team of doctors and nurses were always calm, comforting and soothing,” she recalled. “They gave me hope and strength when I needed it most.”



 **Breen Breast Health Pavilion** at UH Cleveland Medical Center hosts monthly free mammogram screenings for women from Cuyahoga County with little or no insurance. System wide, UH Breast Center performs 50,000 mammogram screenings each year.

UH Seidman Cancer Center

VISION 2010 INITIATIVE



OPENED IN
2011

17
LOCATIONS

10,000+
PATIENTS ANNUALLY

OHIO'S FIRST PROTON
THERAPY CENTER

“

FROM WHEN WE WERE CHILDREN, our parents instilled in us the importance of giving back and advancing the mission of health care. We really wanted to MAKE AN IMPACT in our community and support UH's outstanding cancer program.”

JANE & LEE SEIDMAN



“

Being part of this trial, knowing it will benefit others with cancer, may have been the GREATEST PART of this experience.”

PETE MCVOY



Trying something new

Though he had been feeling weak and had lost his appetite, Pete McVoy was not overly concerned in the fall of 2013 until a doctor told him the cause. The 62-year-old navy veteran was dumbstruck to discover that there was a 12-pound tumor on his right kidney. Diagnosed with stage IV adrenocortical carcinoma, a rare form of adrenal cancer, Pete had only 12-to 18-months to live.

“It is a scary thing to receive the news that you have cancer,” admitted Pete. “To be honest, you’re afraid of the treatment as much as disease itself.”

At UH Seidman Cancer Center, Pete underwent a complicated nine hour surgery to remove the tumor which had started to wrap around his heart and invade his back muscles. Though a successful operation, it was only a matter of months before scans revealed lesions on his liver. The cancer was aggressive and it became clear that chemotherapy alone would not be enough. With limited options, Pete turned to **Christopher Hoimes, DO**, at UH Seidman Cancer Center, who suggested a new immunotherapy clinical trial. Pete jumped at the chance to try something different.

Using immunoboosters, the trial bolstered Pete’s own immune system to fight off cancer cells. “I liked the treatment because

it helped my own body fight the disease,” Pete explained, who began immunotherapy treatments in December 2014.

Over the next year, scans showed that Pete’s cancer cells had stopped growing. “I thought that was a win,” he exclaimed. But the best news was yet to come. In January 2016, he was declared in deep remission.

“Pete is the first person to be considered in remission with his type of cancer using immunotherapy treatment,” said Dr. Hoimes. “He is continuing to receive infusions, but his care is now all about maintenance.”

“I am sitting here because of UH Seidman Cancer Center,” Pete proclaimed. “With the new technology, there is hope out there. There now are more ways than ever to fight this disease.”

Living with cancer

A cancer diagnosis is enough to strike fear into the heart of most people, but Mary Hill is not most people. Two years ago, she was diagnosed with stage IIB pancreatic cancer and learned that, even with aggressive treatment, the five-year survival rate is only about 5%. Rather than succumb under the weight of this news, Mary made the conscious effort to live life more fully than ever before.

“As a kid, you’re afraid of the hospital,” said Mary, who, in 2015, sought care for jaundice at UH Cleveland Medical Center’s Center for Emergency Medicine. “But at UH, I don’t feel that. When you come through these doors, they see you. You’re welcome here.”

That day, Mary’s cancer was discovered and she was quickly launched into a rigorous treatment plan at UH Seidman Cancer Center. Jeffrey Hardacre, MD, Surgical Director, UH Digestive Health Institute and Section Head of Pancreatic Surgery performed a complex Whipple procedure, removing 40 percent of Mary’s pancreas as well as parts of her colon, stomach and small intestine. “He is a wonderful surgeon,” she said. “He saved my life.”

After surgery, Mary began chemotherapy treatments and signed on to participate in a five-year clinical trial. During it all, her son, Austin, has been by her side and, most importantly to Mary, UH has cared for them both. “Death is hard,” she acknowledged. “But UH recognizes the importance of emotional and spiritual care, not only medical care. They taught me how to live with cancer; they taught us how to talk about cancer.”

“UH is an extension of the community,” continued Mary, who has seen the hospital grow over her lifetime. “I trust the hospital. There are a lot of people, like me, who believe in UH.”

“
The BRICK AND MORTAR are nothing compared to this hospital’s HEART.”

MARY HILL



“

Marcy spent a substantial amount of time in the emergency room with family members and for her own medical challenges, and FELT IT WAS CRITICAL that the ER be enlarged and updated dramatically.”

RICHARD HORVITZ

Center for Emergency Medicine and the Marcy R. Horvitz Pediatric Emergency Center at UH Cleveland Medical Center

VISION 2010 INITIATIVE



UPDATED IN
2011

24/7

EMERGENCY SERVICES FOR TRAUMA, INJURY AND SUDDEN ILLNESS

DEDICATED
MARCY R. HORVITZ
PEDIATRIC EMERGENCY
CENTER



ESTON BROWN (on left)
and friend Kathy Blair

Bizarre twist of fate

For Eston Brown, retirement did not start off as planned. Less than a year after leaving the University of Akron, the former professor found herself in the emergency room at UH Ahuja Medical Center with excruciating pain in her ears, neck and throat – she also had a grapefruit-sized lump on her neck and a distinct flutter in her throat when she breathed.

Transferred to UH Cleveland Medical Center, Eston underwent tests that revealed a rare infection in her thyroid gland and neck. During a subsequent biopsy, however, a tumor was located hiding behind her larynx with tentacles that entwined her carotid artery, jugular vein, vocal nerves and neck and throat muscles. “It was totally out of the blue,” she said. “My labs were always normal, but they said the cancer had likely been growing for years.”

During a six-hour surgery, Rod Rezaee, MD, Director, Head and Neck Microvascular Reconstructive Surgery at UH Cleveland Medical Center and Division Chief, Otolaryngology at UH Ahuja Medical Center, delicately removed the tumor. “It was a rare presentation of thyroid cancer,” said Dr. Rezaee, who likened the meticulous nerve-sparing procedure to removing a stripe off of a candy cane. “We were fortunate to have found it when we did. Had it gone any longer, it would have caused a great many more speaking, swallowing and other health problems for her.”

“

MY EXPERIENCE with UH has been nothing short of excellent. I feel like I received the BEST CARE POSSIBLE.”

ESTON BROWN

Today, Eston has regained her voice and is in survivorship, something that her longtime friend Kathy Blair can relate to all too well. “Kathy had tongue cancer years ago and was saved by the amazing doctors at UH Ear, Nose & Throat Institute,” shared Eston. “It’s bizarre, but I ended up needing care from the same team that she had always been raving about!”

Life in focus

Lynette Hoehn was losing her battle with glaucoma, a sight-robbing condition in which pressure builds up inside the eye, compressing the optic nerve and causing irreversible damage. Left untreated, the condition may cause blindness.

Lynette, who has glaucoma in both eyes, used prescription eye drops for 14 years and even had laser treatments for the disease but her vision continued to get worse. In 2013, Douglas J. Rhee, MD, Chairman, Department of Ophthalmology and Visual Sciences and Director, UH Eye Institute, joined University Hospitals. That’s when things began to look up for Lynette.

One of the most skilled glaucoma experts in the nation, Dr. Rhee recommended a procedure called trabectome, a minimally invasive glaucoma surgery to lower eye pressure. Dr. Rhee has the longest experience with this procedure in the East Coast and Midwestern regions. In fact, his research

has helped to define its place in the surgical arsenal for treating glaucoma.

Lynette was eager to try trabectome and had the surgery on her weaker eye in case something went wrong. “When they took the cover off my eye, right away, I could see much more clearly and there was less distortion at night,” she explained. “I asked Dr. Rhee to do the other eye right away.”

Lynette was the first patient at UH to benefit from trabectome surgery and, for her, the effects have been life changing. She no longer worries about losing her vision and she is able to enjoy simple pleasures that glaucoma had made difficult. “I can read a book and do crossword puzzles again!”



Campaign support of UH Eye Institute fueled advancements in glaucoma care. Dr. Rhee was the fifth surgeon worldwide to perform the novel trabectome procedure and has pioneered its surgical techniques.

“

**IT’S WONDERFUL
to be able to SEE.”**

LYNETTE HOEHN



Angie Fowler Adolescent & Young Adult Cancer Institute at UH Rainbow Babies & Children's Hospital



ESTABLISHED
2011

NATION'S FIRST
COMPREHENSIVE
ADOLESCENT &
YOUNG ADULT
CANCER PROGRAM

COLLABORATION
WITH UH SEIDMAN
CANCER CENTER

CROWNED
BY ROOFTOP
ANGIE'S GARDEN



“

Angie's Institute will fill the very real need of **HELPING PATIENTS IN TREATMENT FEEL NORMAL** while they are fighting their illnesses.”

CHAR AND CHUCK FOWLER

A space to breath, a place to fight

High school seniors have any number of concerns, from final exams to selecting a college. For Jennifer Anand, however, these matters all took a backseat when she learned she also had to contend with cancer.

Diagnosed with Stage 4 Hodgkin's lymphoma in January 2012, Jennifer spent what was left of her senior year undergoing extensive chemotherapy and radiation treatments at **UH Rainbow Babies & Children's Hospital**.

Refusing to let cancer impact her plans, she finished her treatments, graduated and promptly began classes at University of Akron Honors College. Pursuing a degree in mechanical engineering, she finished her first semester on the Dean's List and then, on Christmas Eve, relapsed.

“It was really hard to not meet the goals that I had set for myself,” said Jennifer, who had to put school on hold while she underwent another bout of chemotherapy and an autologous bone marrow transplant. To cope, she started a blog to chronicle her journey.

“I was 17 when everything started, before the new **Angie Fowler Adolescent & Young Adult Cancer Institute** at Rainbow opened,” she explained. “When I was treated, I was in the same space with little kids, which was really challenging. Today, Angie's Institute gives patients like me the chance to be with their peers and supports them during that unique time in life when you're caught between childhood and full-fledged adulthood. It's incredibly important.”

Now 22, Jennifer recently graduated college and accepted a position at FM Global as a field engineer. Despite on and off hospitalizations for other health issues, her cancer remains in remission.

“Every time I go to Angie's Institute, it's like I have my own cheering squad,” exclaimed Jennifer, who is involved with AYA cancer advocacy at Rainbow. “Everyone there is like family.”

“

Angie's Institute doesn't feel like a hospital. **IT FEELS LIKE LIFE.**”

JENNIFER ANAND



The ride of a lifetime

Riding a bike is good for your health and is a pastime that Todd McCuaig likes to share with friends. Fortunately for Todd, his friends were with him on a ride in September 2016 when, without warning and without any advance symptoms, he suddenly collapsed.

"I lost consciousness and wasn't breathing," said Todd, who later learned that two of his friends immediately began resuscitation. "A woman driving by stopped – she was a nurse – and was able to talk them through CPR."

Todd regained consciousness during the ambulance ride to **UH Geauga Medical Center** where tests revealed a life-threatening emergency – a ruptured brain aneurysm. In need of complex surgical care, the father of two was transferred via life-flight to **UH Cleveland Medical Center**. There, **Nicholas Bambakidis, MD**, Director, **UH Neurological Institute**, was able to successfully clip the aneurysm during a delicate surgical procedure lasting several hours. Todd then spent two weeks in the Reinberger Neuroscience Intensive Care Unit before being discharged home.

"Todd was very fortunate to have received immediate care. Many patients with a ruptured brain aneurysm don't even make it to the hospital or don't fully recover," said Dr. Bambakidis, who specializes in complex cerebrovascular surgery. "We were able to route him very

quickly through the UH system to the appropriate location where we could successfully treat and monitor him."

"I was unlucky that it happened, but lucky for the series of events that happened after," shared Todd. "The care was so confident and positive – it really helped with my recovery. And I have absolutely no side effects, which is pretty extraordinary."

"There's medical care and then there's the caring of the staff themselves as people. At UH, both are incredible. The whole experience, I believe, made me a better person."



One of only a few facilities of its caliber in the country, UH Neurological Institute's **Reinberger Neuroscience Intensive Care Unit** provides state-of-the-art continuous monitoring and complete critical care to ensure patients experience a safe, smooth recovery.

“

UH and the system PROVIDED GREAT CARE. I really appreciate everything that was done for me.”

TODD McCUAIG

Discover the Difference

THE CAMPAIGN FOR UNIVERSITY HOSPITALS

MORE THAN
\$1.5 BILLION
RAISED

184,920 CAMPAIGN GIFTS



93 ENDOWED POSITIONS
74 created during the campaign

1,000+

PHILANTHROPIC FUNDS (2,124 TOTAL)

83,573
CAMPAIGN DONORS

89%
FIRST-TIME DONORS (74,173)

1,200+
VOLUNTEER LEADERS

5,800+
PHYSICIANS & EMPLOYEES who have donated, more than \$21 million



It began with a vision

In 2010, UH publicly announced *Discover the Difference: The Campaign for University Hospitals*, a \$1 billion comprehensive campaign to further the priorities of the hospital's Vision 2010 strategic plan. Extraordinary philanthropy and unparalleled momentum prompted UH to extend the campaign goal in 2012 to \$1.5 billion. The historic campaign's success was celebrated in May 2017.

It was achieved together

Tens of thousands of gifts were contributed, each helping to transform the health of our community forever. Among them were numerous donors whose profound generosity made an immediate and enduring difference to patients and families. The following recognizes our Campaign Visionaries, who contributed gifts of \$10 million or more to the campaign, as well as the generous individuals, families and foundations making gifts of \$5 million or more.

Campaign Visionary



The largest donors to the Discover the Difference campaign, **RON AND NANCY HARRINGTON AND FAMILY** provided visionary support that will benefit patients for generations to come. **UH Harrington Heart & Vascular Institute**, established in 2008, offers nationally recognized cardiovascular care through its 11 Centers of Excellence. Launched in 2012 with the largest single gift in UH history, the innovative **Harrington Discovery Institute at University Hospitals** supports the groundbreaking work of leading physician-scientists and strives to take promising new drugs from the bench to bedside.

Throughout its 130 year history, **RAINBOW BABIES & CHILDREN'S FOUNDATION** has passionately advocated for the highest-quality pediatric care in our community. The foundation's dedication to **UH Rainbow Babies & Children's Hospital** helped propel the campaign past its initial \$1 billion goal in addition to advancing numerous hospital initiatives.

Campaign Visionary



Campaign Visionary



Directly and through the philanthropic support of their donors, the **CLEVELAND FOUNDATION** has made a profound impact at UH that permeates every facet of the care provided throughout the system. Created by and for the community, the foundation and its tradition of giving will continue to benefit patients for generations.

Campaign Visionary



The **Quentin & Elisabeth Alexander Level IIIc Neonatal Intensive Care Unit** at UH Rainbow Babies & Children's Hospital – through support from the **ELISABETH SEVERANCE PRENTISS FOUNDATION** – is an international leader in the treatment of critically ill and extremely low birth-weight babies.

Through the generosity of **JANE AND LEE SEIDMAN**, the state-of-the-art **UH Seidman Cancer Center** opened in 2011, and today provides nationally recognized comprehensive care throughout the region that goes beyond treatment of the disease to include personalized support services for patients and families.

Campaign Visionary



Campaign Visionary



Research and innovation are at the heart of the **Iris S. and Bert L. Wolstein Research Building**, made possible with a gift from **IRIS S. AND BERT L.* WOLSTEIN** to UH and Case Western Reserve University.

Campaign Visionary



The **Kathy Risman Pavilion** at UH Ahuja Medical Center, through a gift from **BOB, ELEANORE AND KATHY RISMAN**, offers expanded outpatient services for east side residents.

Campaign Visionary



Established through the **DR. DONALD J.* AND RUTH WEBER* GOODMAN PHILANTHROPIC FUND** at the Cleveland Foundation, the **Dr. Donald J. & Ruth Weber Goodman Discovery Center for Clinical Research** at UH Seidman Cancer Center drives research and advancement in cancer and cardiovascular innovation.

Campaign Visionary



Through the vision and philanthropy of **CHAR AND CHUCK FOWLER AND FAMILY**, the **Angie Fowler Adolescent & Young Adult Cancer Institute** at UH Rainbow Babies & Children's Hospital is the nation's first comprehensive adolescent and young adult cancer program.


Campaign Visionary



Built following a lead gift from **MONTE AND USHA AHUJA AND FAMILY**, UH Ahuja Medical Center has redefined the role of a community hospital. In addition to leading-edge care, it offers programs and services focused on the development of healthy communities.



In addition to the Harrington family's lead gift, generous support for **Harrington Discovery Institute** was awarded during the campaign by **OHIO THIRD FRONTIER**, the state's economic development agency, **FOUNDATION FIGHTING BLINDNESS**, a national organization founded by Cleveland native Gordon Gund, and **ALZHEIMER'S DRUG DISCOVERY FOUNDATION**, the only public charity solely focused on finding drugs for Alzheimer's.



Campaign Visionary

The largest gift in the history of UH Elyria Medical Center, a gift from **KAREN L. MOLE** and the Hampson Family Foundation established the **Hampson Mole Community Health Project** to develop and expand programs that address the most pressing health care needs of Lorain County residents, including obesity, heart disease, stroke, cancer and diabetes.



Campaign Visionary

Generously supported by **KATHLEEN A. COLEMAN**, the Kathy & Les Coleman Center for Clinical Trials at UH Seidman Cancer Center – one of only a select few hospitals in the country with a pipeline to new National Cancer Institute drugs – makes clinical trials accessible to thousands of patients and works to advance the field of medicine.



Campaign Visionary

The **Barbara Peterson Ruhlman Women & Newborn Center** at UH MacDonald Women's Hospital, named for longtime UH volunteer and donor **BARBARA P. RUHLMAN**, features private patient rooms, family gathering spaces, direct access to the Quentin & Elisabeth Alexander Level IIIc NICU and amenities for those with long inpatient stays.



Helping to transform cancer care in Northeast Ohio and beyond, support from **SHELDON G. AND TERRY ADELMAN** was recognized with the naming of the **Sheldon G. & Terry Adelman Welcome Center** at UH Seidman Cancer Center.



The dedicated **Breen Breast Health Pavilion** at UH Cleveland Medical Center, made possible in part by **MARY JANE AND JOHN G. BREEN**, delivers comprehensive and personal care for the prevention, diagnosis and treatment of breast disease.



Campaign Visionary

Through the compassionate support of **LEONARD C. & JOAN HORVITZ AND THE RICHARD HORVITZ FAMILY**, the **Marcy R. Horvitz Pediatric Emergency Center** – part of the Center for Emergency Medicine at UH Cleveland Medical Center – provides a separate, child-friendly environment to reassure pediatric patients and families in the moments they need it most.



Thoughtful giving from **THOMAS G. AND JOY MURDOUGH** established the **Murdough Family Center for Psoriasis** at UH Cleveland Medical Center to promote innovative research and advances in patient care for skin-related diseases.

The first of its kind in the United States, UH's travel clinic opened in 1972. Today, the **Roe Green Center for Travel Medicine**, named in recognition of transformative support from **ROE GREEN**, remains a leader in travel medicine and infectious disease.



The enduring commitment of the **GEORGE M. & PAMELA S. HUMPHREY FUND** to the health and well-being of the community is carried on today by Pamela and Stephen Keefe. The family's legacy of giving will be recognized with the **Humphrey Women's Health Center** at UH Rainbow Center for Women & Children.

Ongoing funding from **THE CENTERS FOR DIALYSIS CARE'S LEONARD C. ROSENBERG RENAL RESEARCH FOUNDATION** promotes research and the development of advanced therapies in dialysis, hypertension, kidney and pancreatic transplant, and more.



A lasting tribute to their daughter, the **Jennifer Ferchill Brain Tumor Center** at UH Rainbow Babies & Children's Hospital was established by **JOHN AND SHARON FERCHILL** and provides hope for children suffering from brain and spinal cord tumors.



Campaign Executive Committee

Monte Ahuja, Chair
 John G. Breen, Chair
 Sheldon G. Adelman, Vice-Chair
 Paul H. Carleton, Vice-Chair
 Ralph M. Della Ratta Jr., Vice-Chair

Campaign Cabinet

Robin L. Baum	Patricia J. Ljubi, RN	Barbara S. Robinson
Kathleen A. Coleman	Cliff A. Megerian, MD	David M. Rosenberg, MD
Christopher M. Connor	Henry L. Meyer III	Enid B. Rosenberg
Ronald E. Dziejicki, BSN, RN, MBA	Janet L. Miller	Barbara P. Ruhlman
Avroy A. Fanaroff, MD	Thomas G. Murdough Jr.	Kathleen J. Sanniti, RN
Allen H. Ford	Richard W. Pogue	Jacqueline F. Woods
Richard A. Hanson	Ann Pinkerton Ranney	
Dinah Kolesar	Robert S. Reitman	

Development Committee

Sheldon G. Adelman, Chair	Robin L. Baum	John C. Haugh	Robert S. Reitman
Paul H. Carleton, Vice-Chair	Carole A. Carr	James O. (Dell) Judd	Eleanore R. Risman
	Kathleen A. Coleman	Henry L. Meyer III	Enid B. Rosenberg
Terry Adelman	Terrence P. Fergus	John C. Morley	Barbara P. Ruhlman
Usha Ahuja	Robert D. Gries	James F. Patterson	Penni Weinberg
Samuel E. Ake			Iris S. Wolstein

Campaign Visionaries

Monte and Usha Ahuja and Family	Mr. and Mrs. Leonard C. Horvitz
Monte and Usha Ahuja	Richard A. Horvitz and Family
Honorable Rohit Khanna and Mrs. Ritu Khanna	Humphrey/Hanna/Ireland Families
Dr. Neil Sethi and Mrs. Manisha Ahuja Sethi	Karen L. Mole
The Cleveland Foundation	The Elisabeth Severance Prentiss Foundation
Kathleen A. Coleman	Rainbow Babies & Children's Foundation
The Dolan Family	Bob, Eleanore and Kathy Risman
Dr. Donald J.* and Mrs. Ruth W.* Goodman	Barbara P. Ruhlman
Char and Chuck Fowler Family	Jane and Lee Seidman
Charlotte A. and Charles D. Fowler	Iris S. Wolstein and Bert L.* Wolstein
Chann Fowler-Spellman and Edward F. Spellman	
Holley Fowler Martens and Robert F. Martens	* Deceased
The Harrington Family	
Mr. and Mrs. Ronald G. Harrington	
Mr. and Mrs. Ronald M. Harrington	
Jill Harrington	



“

You can't compare UH to anywhere else. THEY GO ABOVE AND BEYOND.”

MEREDITH GINSBERG

Planning for pain

Newly married and enjoying life, Meredith Ginsberg's world was turned upside down in 2009, when a severe car accident left her with a traumatic brain injury. She learned to live with many of the lasting and permanent side effects, including problems with attention and memory, difficulty communicating and impaired reading. However, despite multiple neurological surgeries, chronic, excruciating pain invaded her daily life.

Occipital neuralgia and neuropathy, neurological conditions that cause intense and debilitating pain, left Meredith in constant agony with searing, electric shocks in her head and neck. For seven years, each and every day was a question mark – Would the pain be too much to bear? Would today bring yet another ER visit?

In 2016, now a mother of two, Meredith finally found relief. While in the emergency room at **UH Ahuja Medical Center**, a physician suggested she see migraine specialist **Deborah Reed, MD at UH Neurological Institute**. “From our first visit with Dr. Reed, she jumped through hoops to help me,” Meredith shared. “She identified a pain regimen that has allowed me and my entire family to get our lives back.”

“We took a team approach, with UH Neurological Institute at the helm and **UH Seidman Cancer Center** nursing staff as

our partners,” explained Dr. Reed who is treating Meredith with a unique set of medications via infusion twice a week. “We are trying this technique with other patients now that we see its success.”

“I could not be any more grateful,” expressed Meredith who, since beginning this treatment plan, has not had a single visit to the emergency room. “I am able to make plans now and enjoy life without collapsing in pain. My family took a trip to Disney last fall – something unimaginable before this.”

“This has been completely life changing,” she added. “I am finally sharing in the joy of raising my kids and don't have to worry about my own health first.”

UH Rainbow Babies & Children's Hospital

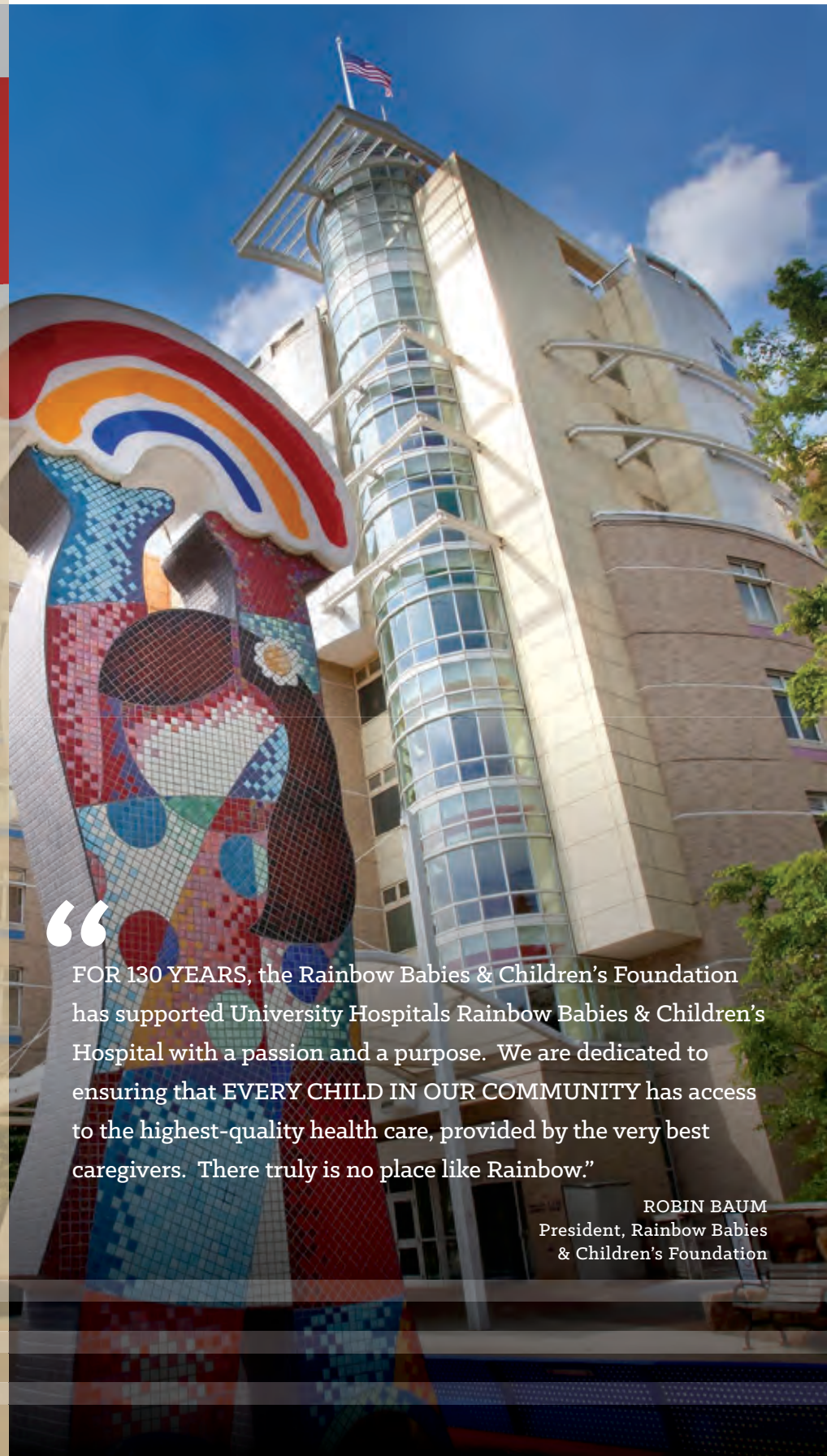


REGION'S MOST TRUSTED NAME IN PEDIATRIC CARE

1,300
PEDIATRIC SPECIALISTS

740,000
PATIENT ENCOUNTERS ANNUALLY

23
ENDOWED POSITIONS



“FOR 130 YEARS, the Rainbow Babies & Children's Foundation has supported University Hospitals Rainbow Babies & Children's Hospital with a passion and a purpose. We are dedicated to ensuring that EVERY CHILD IN OUR COMMUNITY has access to the highest-quality health care, provided by the very best caregivers. There truly is no place like Rainbow.”

ROBIN BAUM
President, Rainbow Babies & Children's Foundation

A small but mighty warrior

Three-year-old Silas Oliver is a Rainbow warrior. A legend of sorts. When cruising the hallways of UH Rainbow Babies & Children's Hospital, there is no shortage of shared smiles or friendly hellos. Many days, Silas can be seen heading for his favorite spot in the hospital, Angie's Garden atop the Angie Fowler Adolescent & Young Adult Cancer Institute.

In his short life, Silas has had more than his fair share of battles. At just four months old he was admitted to the Pediatric Intensive Care Unit at UH Rainbow Babies & Children's Hospital with aspiration pneumonia. There, his family was delivered shocking news – Silas had a rare form of intestinal malrotation, a congenital abnormality in which the intestines fail to coil into the proper position in the abdomen. To further complicate matters, Silas' malrotation was accompanied by intestinal pseudo-obstruction, a rare disorder affecting the intestines ability to contract, hindering the movement of food, fluid and air through the intestines.

“Silas is one of the most resilient little boys I know,” said Edward Barksdale, MD, Robert J. Izant, Jr., MD, Chair in Pediatric Surgery and Vice Chairman, Department of Pediatric

Surgery at UH Rainbow Babies & Children's Hospital. “His case is very rare and accompanied by severe nausea, vomiting, bloating and abdominal pain that severely affects his desire and ability to eat. This is a life-long condition requiring coordinated care with multiple pediatric specialists at Rainbow. But Silas and that effervescent smile of his have a great long-term outlook.”

“Silas is a complex little guy but he lets nothing stop him. He is completely dependent on feeding tubes, has several genetic mutations and has faced some tremendously complicated diagnoses,” said Silas' mom, Terra. “But he is the happiest, toughest person I've ever met. And his smile inspires everyone to stay positive.”



“RAINBOW HAS TRULY SAVED our son's life. We don't know where we'd be without Rainbow.”

TERRA OLIVER

Quiet perseverance

Jesiah Turner is not like most teenagers. At 13, he has dreams of starting a business to assist the homeless with housing needs. He invests in a savings account and, sometimes, thinks about following his grandfather's lead and being a firefighter. He has also had more surgeries than birthdays.

When he was just 16 months old, Jesiah stopped walking and developing normally. He was diagnosed with hydrocephalus, a chronic condition in which excessive spinal fluid puts pressure on the brain. There is no cure for hydrocephalus, but it can be treated.

In Jesiah's case, treatment has meant numerous surgeries – 25 in 11 years – to implant and maintain a shunt that carries fluids away from the brain.

"The way I explain it is the shunt is plumbing, and plumbing can get clogged," said Krystal Tomei, MD, MPH, Reinberger Endowed Director in Pediatric Neurological Surgery at UH Rainbow Babies & Children's Hospital. "Unfortunately, the only way that we have to fix the clog is to go in and repair the plumbing."

Two years ago, Jesiah faced another hurdle when scans revealed a rare gastrointestinal tumor in his stomach. The

cancer diagnosis meant yet more surgeries as well as adding a team from the Angie Fowler Adolescent & Young Adult Cancer Institute to his roster of Rainbow physicians. "I wondered if I would die," reflected Jesiah, who lost a third of his stomach and a portion of his intestines when the malignant tumor was removed. "But that was already a possibility because of the hydrocephalus, so I decided not to worry about it and just do what I was supposed to do to get better."

For the 7th grader, that meant being an active participant in his care. "He talks to us directly about what's going on," said Dr. Tomei. "He's really driving a lot of his own medical decisions."

"I'm so proud of him," added his mom, Bettyna. "Jesiah has quietly persevered. Our entire family gets strength just watching him live through some really bad times."



“Rainbow was LIFE CHANGING. I wish more people had this experience.”

SEAN MAXWELL

Tiny, imperfect hearts

Awaiting the arrival of their first child in 2012, Lea and Sean Maxwell were not prepared when a prenatal ultrasound revealed not one, but four critical heart defects. Their unborn daughter, Stella, was diagnosed with Tetralogy of Fallot, a rare congenital heart anomaly that affects normal blood flow through the heart.

At just seven weeks old, after turning blue during a check-up appointment, Stella had open-heart surgery at UH Rainbow Babies & Children's Hospital to replace her pulmonary valve and repair a hole in her tiny heart.

Two years later, the Maxwells were again expecting. "Stella's condition was not genetic, but we were monitored closely," explained Lea. "We knew our son's chances of having a heart defect were higher than normal."

Though Jimmy did not have Tetralogy of Fallot like his sister, he did have a rare, related heart defect – a vascular ring. His aorta was malformed and had encircled his esophagus, threatening both his digestive and respiratory systems. A few months after his first birthday, Jimmy underwent a successful operation to correct the problem.

"No parent wants to see their child go into surgery," said Lea. "But each time, we knew our kids were in the very best hands."

Today, both kids are doing great. "Jimmy shows no signs of any long-term problems," explained Lea. "Stella will eventually need a new valve but, right now, she doesn't seem to know her heart is different."

"We are forever grateful to the wonderful team at Rainbow for taking care of our family's precious little hearts."



In 2015, UH Rainbow Babies & Children's and Nationwide Children's hospitals partnered to form The Congenital Heart Collaborative – an innovative model for the care of patients with acquired and congenital heart disease, from fetus to adult – giving patients and families access to one of the most extensive and experienced heart teams in the country.

“

The SUPPORT they have for kids at Rainbow is PHENOMENAL.”

BETTYNA TURNER

Saving Sonny

Named for his great grandfather, Santino “Sonny” Clement Fisher was born on New Year’s Eve in 2015. It was a long delivery, but an otherwise normal and uneventful pregnancy for parents, Millicent and Eric. Within hours, however, their perfect little boy started to turn grey and stopped eating and it became clear that Sonny was not as healthy as he seemed.

Called for consult, Jill Baley, MD, neonatologist at UH Rainbow Babies & Children’s Hospital, quickly diagnosed Sonny with neonatal sepsis, a blood-born bacterial infection and a leading cause of infant death.

“He was a very sick newborn,” said Dr. Baley, who had Sonny immediately transferred to Rainbow’s **Quentin & Elisabeth Alexander Level IIIc Neonatal Intensive Care Unit**. “The infection took over his major organ systems, with his lungs suffering the most damage. Once babies become that ill, they sometimes do not survive.”

Intubated and on aggressive antibiotics, Sonny seemed to stabilize but, on January 4, began a sharp decline. “They told us we needed to discuss life-saving measures,” shared Millicent. “We had him baptized at the hospital, not knowing what would happen.”

Eileen Stork, MD, placed Sonny on extracorporeal membrane oxygenation (ECMO), a type of heart and lung bypass that performs the work of the lungs so that they can rest and heal.

“We were terrified, but Dr. Stork is one of the doctors that brought ECMO to Rainbow,” explained Millicent. “We were so confident in her and everyone there. But not once did they give us false hope – they were honest from the beginning that Sonny was clinging to life.”

After ten days on ECMO and 45 total days in intensive care, Sonny was discharged. “Now he’s just a happy, healthy little guy and his big brother Luciano is his best friend,” said Eric. “We owe so much to Rainbow and the miracle workers there!”

“

I credit Rainbow with
SAVING HIS LIFE.”

MILLICENT FISHER



“

OUR TINIEST AND PERHAPS MOST VULNERABLE patients are our newborns. In the moments they need it most, our amazing team in the Quentin & Elisabeth Alexander NICU provides these little ones with unparalleled care and compassion.”

PATTI DEPOMPEI, RN, MSN
President, UH Rainbow Babies & Children’s and
UH MacDonald Women’s hospitals

Quentin & Elisabeth Alexander
Level IIIc Neonatal Intensive
Care Unit at UH Rainbow
Babies & Children’s

VISION 2010 INITIATIVE



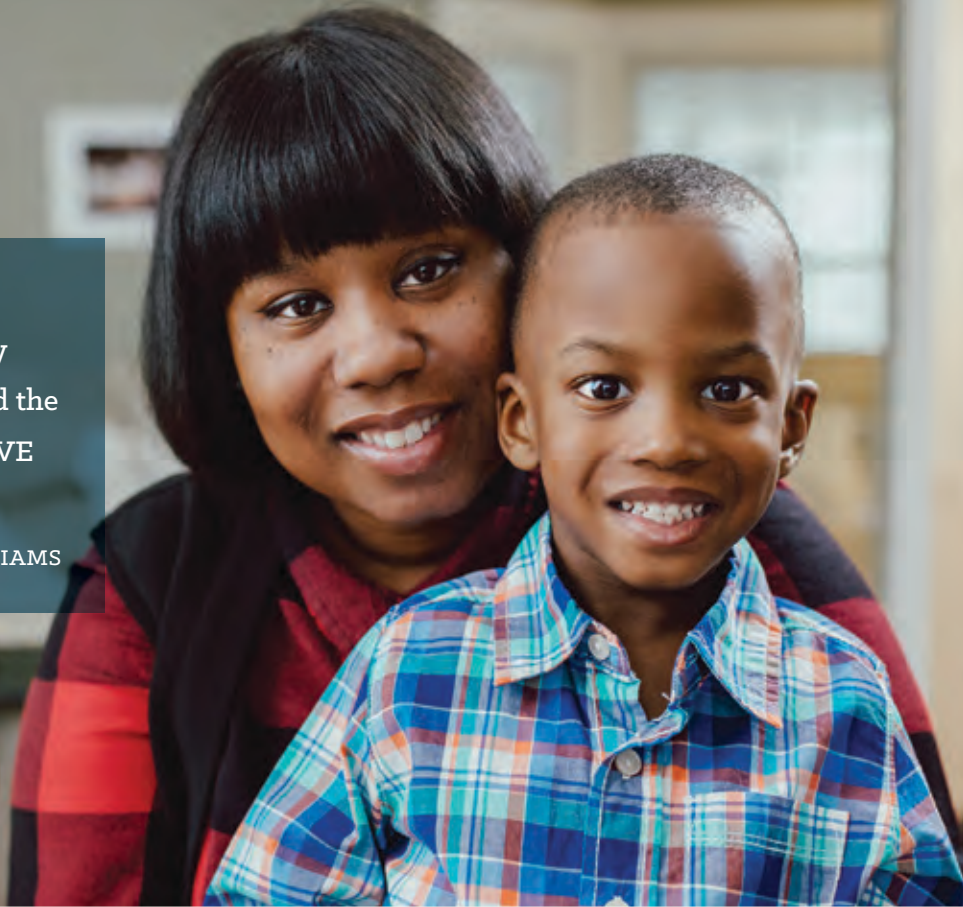
OPENED IN
2009

MODEL FOR NEONATAL
INTENSIVE CARE UNITS
AROUND THE WORLD

96%

NICU SURVIVAL RATE –
ONE OF THE HIGHEST
IN THE COUNTRY

“
EVERY NURSE that took care of my child, EVERY DOCTOR that entered the room – THANK YOU FOR THE LOVE and care you gave us.”
ELONDA WILLIAMS



An unbreakable bond

Thirty-three weeks pregnant, Elonda Williams was preparing for her baby shower when rising blood pressure and unrelenting pain prompted a trip to the emergency room. The first-time mom soon learned that severe preeclampsia was putting both her and her child at great risk.

Elonda was rushed to UH MacDonald Women’s Hospital where she was induced and labored for nearly 12 hours before the decision was made to do an emergency cesarean section. “Words cannot explain how scared I was, not knowing if my baby would survive,” shared Elonda. “But from the time I got to UH, it was nothing but care. I knew that this journey would be ok.”

RJ arrived weighing just 1 pound, 15 ounces and was immediately whisked down the hall to the Quentin & Elisabeth Alexander Level IIIc Neonatal Intensive Care Unit at UH Rainbow Babies & Children’s Hospital. “It was love at first site,” said Elonda. “But he was too small to hold, so the first touch, my finger to his finger, had to show him that his mom was there.”

Amazingly, RJ was breathing on his own and had no major health complications. He spent four weeks in the NICU and another three in a step-down unit. Originally due on September 5, he was discharged on September 7.

“The doctors, nurses and whole team treated RJ with so much love that they became like family,” said Elonda, who has since furthered her connection to UH and is now a patient access representative at UH Mentor Health Center. “I will forever hold a bond with UH.”

In July, RJ will be four years old. “He’s small for his age, but he’s smart and strong and the joy of my life.”

Giving back to our community

From the beginning, the mission of University Hospitals has been to provide better access to quality medical care for the citizens of Cleveland and, 150 years later, that mission continues with the construction of the new UH Rainbow Center for Women & Children, a 40,000-square-foot outpatient health center slated to open in MidTown in 2018.

The \$24 million capital project was funded exclusively through philanthropy and external sources, including a lead gift from Rainbow Babies & Children’s Foundation. The shared community asset represents a gift back to the community that has trusted and relied on UH for generations. Set on an accessible and inviting campus, the center will house innovative programs for pediatric primary care, women’s health care and social services, as well as educational programs to empower families to live healthy lives.

“The new UH Rainbow Center for Women & Children will allow us to build upon the preventative-care delivery model at the core of our mission for a healthier community,” said Patti DePompei, RN, MSN, President, UH Rainbow Babies & Children’s and UH MacDonald Women’s hospitals. “We are proud to have those we serve and our community partners engaged in planning for the center to ensure the space will best meet our community’s health needs.”

“UH Rainbow Center for Women & Children is not just a new building, but is also an opportunity to think innovatively about our care delivery,” explained Aparna Bole, MD, Medical Director, Community Integration, UH Rainbow Babies & Children’s Hospital and Sustainability Advisor, University Hospitals.

“We are excited to incorporate green-building practices at each phase of the center’s design, construction and operations to support a connected, healthy and vibrant local community. We welcome patients from all walks of life to receive excellent, individually tailored health care and to participate in community-based programs and services. Diversity, inclusion, cultural competency, and a focus on addressing health disparities are core to the mission of UH Rainbow Center for Women & Children.”



Barbara Peterson Ruhlman
Women & Newborn Center
at UH MacDonald Women's
Hospital



OPENED IN
2015

UNPARALLELED,
STREAMLINED CARE

EMPOWERING WOMEN
THROUGH COMFORT,
CHOICE AND SUPPORT


WITHIN STEPS OF THE
QUENTIN & ELISABETH
ALEXANDER NICU



“

WOMEN ARE THE CARETAKERS for their families, so whatever we can do to make it easier for them to take care of themselves and others by extension is important to me.”

BARBARA PETERSON RUHLMAN



“

I FEEL LIKE WE KNOW the whole women's hospital at UH!”

KATIE HAYES

Katie and Sean Hayes with their daughter and soon-to-be big sister, Millie

A pregnancy like none other

Two years ago, at just 18-weeks, Katie Hayes suffered a sudden miscarriage, losing her second child and a significant amount of blood in the process. In the weeks that followed, she continued to experience heavy, unexplainable bleeding. Despite multiple D&C procedures, the bleeding kept recurring, culminating with an emergency transfer to UH MacDonald Women's Hospital.

“During the ambulance ride, she hemorrhaged,” explained her husband, Sean. “She lost 25 percent of her blood within an hour.” Katie was later diagnosed with placenta accreta, a life-threatening condition in which all or part of the placenta remains embedded in the uterine wall causing massive blood loss.

“I was hosting resident graduation when I got the call that a patient with postpartum bleeding was being transferred from UH St. John Medical Center,” recalled James Liu, MD, Chairman, Department of Obstetrics and Gynecology. “Standard treatment was a hysterectomy, but without her uterus she wouldn't be able to have more kids.”

“He came in wearing a suit and cufflinks,” laughed Katie. “He told us he would stop the bleeding and then, later, he would fix the fertility problem.” A specially trained radiology team

performed a uterine artery embolization, halting the blood flow in the uterus and salvaging hope for a future pregnancy. Months later, however, an ultrasound confirmed Katie had significant scar tissue causing infertility. But Dr. Liu had an idea – he had developed an innovative procedure to regrow uterine lining from a patient's own stem cells. “UH is the only hospital in the country doing this,” said Dr. Liu. “It has about a 40 percent success rate, which doesn't sound very high, but anywhere else you have no chance at all.”

This time, Katie and Sean had luck on their side – their son is due on July 6.

“If we didn't live so close to Cleveland and to UH, I doubt I would be alive,” remarked Katie. “I am so glad that UH is a teaching hospital – having another kid is not something we thought we would be able to do!”



Caring for communities

During the Discover the Difference campaign, UH has grown substantially, integrating new physicians and new hospitals, intent on helping every patient live life to the fullest while bringing world-class care as close to home as possible.

With the opening of UH Ahuja Medical Center in 2010, the system set a new standard for community-based care and reinforced its commitment to bringing the quality and compassion that define UH into communities throughout Northeast Ohio.

A hometown health care provider, UH now includes a dozen community hospitals from Elyria to Ashland, as well as two rehabilitation hospitals and more than 40 community health centers. The system also maintains the region's largest network of primary care providers.

"The campaign advanced our mission in many ways, including how and where we deliver care," said **Cliff Megerian, MD, FACS**, President, UH Physician Services; Director, **UH Ear, Nose & Throat Institute**; Chairman, Otolaryngology; Richard W. and Patricia R. Pogue Chair in Auditory Surgery and Hearing Sciences. "We realized that primary care was the key to building relationships with the community. To be successful, we needed to care for the whole patient throughout their lives."

"By growing our primary care network as we have, our patients are part of the system in sickness and in health," explained Dr. Megerian. "They are already plugged into UH if and when specialty care is needed."

And the strategy is working. "Our legion of 600+ primary care physicians have unfettered access to UH specialists and are able to quickly and easily issue referrals. Our patients are getting more comprehensive care, delivered seamlessly and closer to home than ever before. As a result, they are staying in the system."



UH's commitment to the health and well-being of the community has been extended to more patients than ever with the health system's regional expansion. From Parma to St. John to Geauga, UH is investing in its community hospitals, funding capital projects and initiatives to increase access to advanced treatments and advanced care close to home.



“ THIS IS A LEGACY that we believe will motivate not only our family to stay charitable, but also will ENCOURAGE OTHER PEOPLE TO GIVE.”

MONTE AHUJA

UH Ahuja Medical Center

VISION 2010 INITIATIVE



OPENED IN
2010

155,000+
VISITS ANNUALLY

LARGEST IMAGING PROVIDER AMONG UH COMMUNITY HOSPITALS

FIRST HEALTH CARE FACILITY IN THE NATION TO RECEIVE LEED NCV 2010 SILVER CERTIFICATION



“

It was a GROUP EFFORT
to GIVE ME MY LIFE BACK.”

ANGIE GREENE

A long-awaited swim

As spring turns to summer, many begin trading their winter coats and jeans for tank tops and shorts. Jeffrey Lynn, however, has spent the last 25 years dreading warm weather.

Plagued by plaque psoriasis, an incurable skin disease that affects more than 3 million people nationwide each year, Jeffrey tried seemingly every treatment over the years. From creams and ointments to cortisone injections, nothing offered him relief.

“After living with plaque psoriasis for more than two decades, my condition had actually started to affect me mentally,” explained Jeffrey, who found he no longer enjoyed little things in life. “I lost all hope of ever getting better.” But then he met dermatologist **Elma Baron, MD**, at **UH Concord Health Center**.

Director of Photomedicine as well as the Skin Study Center at **UH Cleveland Medical Center**, Dr. Baron is a team member

at the **Murdough Family Center for Psoriasis**. At his first appointment, Dr. Baron examined Jeffrey and told him that his condition had worsened past the help of traditional treatment. She started him on an injectable medication and, in just 30 days, he noticed a drastic difference. Now a year later, the skin disease that once ruled his life, has taken a back seat.

“For 25 years, I couldn’t get in a swimming pool without suffering from severe rash for weeks following,” he said. “But last fall I spent a week at a resort and was able to spend hours in the pool with no side effects and, what’s more, I was not ashamed of my skin.”

“If you had asked me if a dermatologist could save your life, I would have said no! But UH truly gave me a new lease on life.”

Crossing the country for care

Diagnosed with arthritis as a teenager, Angie Greene received regular cortisone injections for years to manage pain. Unfortunately, the treatment also destroyed the soft tissue in her knees, leading her to need frequent arthroscopic surgeries to remove damaged cartilage.

Angie’s adventurous spirit, however, went unhampered. From kayaking on the Arctic Ocean to excavating artifacts in Mongolia, the Port Clinton native graduated from Cleveland Marshall School of Law and pursued a career as a lawyer in northwest Alaska.

Then, in 2007, Angie suffered a complete joint collapse in her left knee. “My leg swelled to the size of a basketball – I couldn’t walk, I couldn’t live my life,” she said. But at the age of 44, she was told she was too young to qualify for a joint replacement. That’s when she started doing research and found **Randall Marcus, MD**, Chairman, Department of Orthopedic Surgery, **UH Cleveland Medical Center**.

Despite living thousands of miles away, Angie decided her health was worth the travel. “Cleveland has a reputation for excellence,” she explained. “I grew up here, I know UH and, honestly, I don’t trust anyone else.” Dr. Marcus replaced Angie’s left knee in 2011 and, a little over a year later, her right.

In 2014, struck suddenly by screaming back pain, she again looked to UH. Orthopedic spine surgeon **Zachary Gordon, MD** performed open back surgery to remove pieces of protruding cartilage from Angie’s spine. Months later, when physicians in Alaska misdiagnosed her recurrent pain as an infection, she returned to the hospital she trusted most. Dr. Gordon extracted additional fragments of cartilage from Angie’s spine. “He said it was like picking sand off of my nerves,” she described. “There’s no one in Alaska that could do that.”

“I’m forever grateful for UH’s personalized care,” said Angie. “I wasn’t an easy patient! But they told me the risks and benefits and then let me decide what I felt was best for me. They respected that it was my life to live.”



“

UH is the ABSOLUTE BEST HOSPITAL.
There is nowhere else to go to get care.”

JEFFREY LYNN

Together,

83,573 COMMUNITY MEMBERS

generously contributed **184,920 GIFTS** totaling

MORE THAN \$1.5 BILLION to Discover the Difference:

The Campaign for University Hospitals.

Every donation,

large and small, made this historic

and unified achievement possible.

Your impact

will be felt for generations to come.

Thank you
for
transforming lives forever

“

IT IS PERHAPS THE GREATEST MOMENT in UH's history,
as we celebrate the transformative era of Discover the
Difference: The Campaign for University Hospitals and
embark upon the next chapter in delivering our mission:
To Heal. To Teach. To Discover.”

THOMAS F. ZENTY III,
UH Chief Executive Officer



University Hospitals

Institutional Relations & Development
11100 Euclid Avenue, MCCO-5062
Cleveland, OH 44106
216-983-2200

UHGiving.org